

The first time students log into Google, there are a few "hoops" they need to jump through.

Go to **google.com** from any browser (Safari, Chrome, FireFox, Internet Explorer)



Use your the same login you use to get into the computer, except add **@dublinstudents.net** after your username.

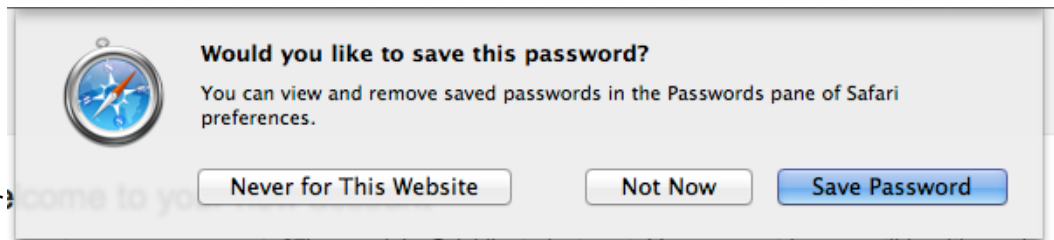
The password is the same.

Click Sign In.



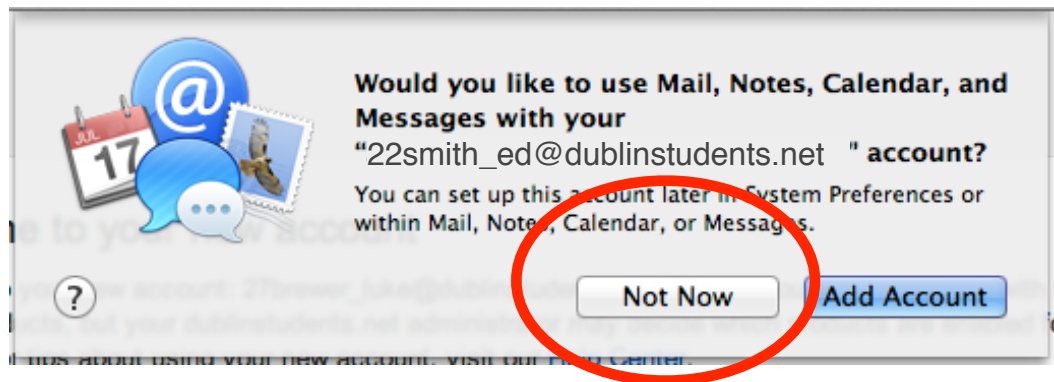
Students will be asked if they'd like the browser to save the password.

It is best to click Never for This Website or Not Now.

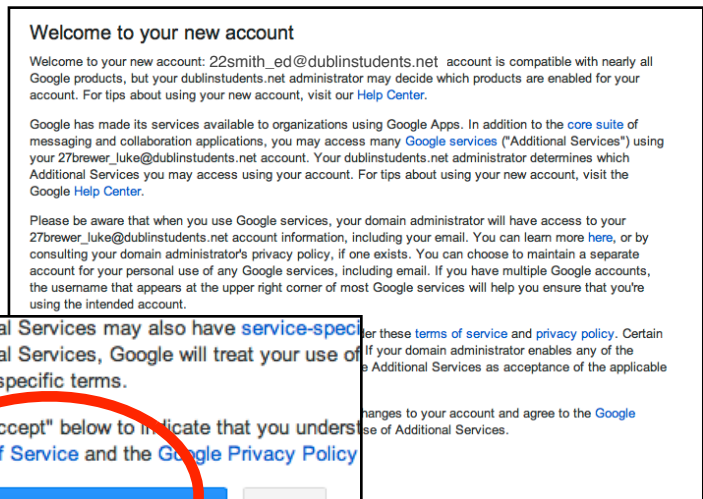


Students will be asked if they'd like to set up the iCloud services.

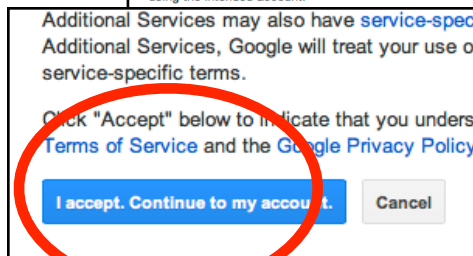
Click Not Now.



The first time students log into Google, they will be welcomed to their new account.




Students should click I accept. Continue to my account to allow them to begin using their account.



Use the App Tile to get into your Google apps.

Drive will be the area students will be spending most of their time...  
Creating, Sharing, Collaborating.



The first time students get into Drive, it will ask them to set up Google Drive. They should click No thanks.

